



Central Depository Systems (Pvt) Limited

Convenient | Dedicated | Secure

CDS INFOLINE

April 2022

**Operational Highlights of
Central Depository Systems (Pvt) Ltd
of Sri Lanka (CDS)**
(A fully owned subsidiary of Colombo Stock Exchange)

Phone: +94 11 2 356 456

Fax: +94 11 2 440 396

Email: [cgs@cse.lk](mailto:cds@cse.lk)

Website: www.cds.lk

APRIL 2022

AT A GLANCE

Highlights

- 1,074 new CDS Accounts opened in April 2022
- Industrial Asphalts (Ceylon) PLC appointed CDS as the Registrars



TOTAL VALUE OF
SECURITIES HELD IN CDS
LKR 3,331,160,882,614.54

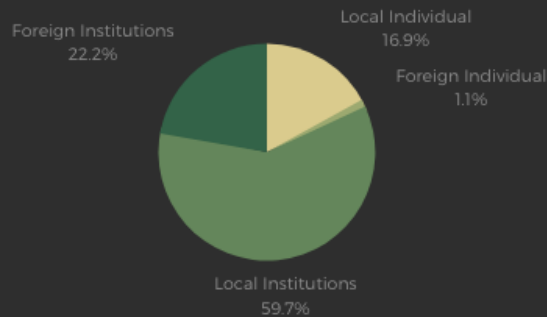


TOTAL NUMBER OF SHARES
HELD IN CDS
148,203,366,185

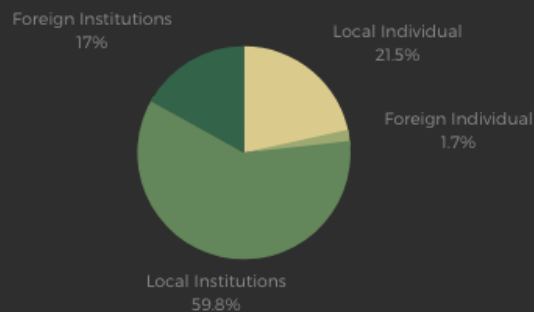


NUMBER OF CDS
ACCOUNTS BY
INVESTOR CATEGORY

VALUE OF SECURITIES BY INVESTOR CATEGORY



NUMBER OF SECURITIES BY INVESTOR CATEGORY



1,074 NEW CDS
ACCOUNTS



71,410 DEPOSITS



1,704 INTER/INTRA
SECURITIES
TRANSFERS



1,739 E-SERVICE
SUBSCRIPTIONS

Operational Highlights

Major Operations	Apr-22	Mar-22	Feb-22	Jan-22	Dec-21	Nov-21	Apr-21
New Accounts (No.)	1,074	2,342	3,362	7,026	5,559	4,262	1,592
Deposits (No.)	*71,410	23,803	23,000	17,757	43,387	12,159	70,145
Withdrawals (No.)	0	0	0	0	1	0	1
Transfers (No.)	1,704	4,088	3,214	3,041	2,659	2,406	2,735
Trades (No.) - Equity	173,440	497,155	819,556	1,120,079	1,103,653	1,091,782	396,672
Trades (No.)-Closed End Funds	0	0	0	0	0	0	0
Market Days (No.)	11	21	18	19	23	20	18
Listed Companies (No.)	294	296	298	297	296	290	283
Participants (No.)	45	44	44	44	44	44	45

*Deposits in April 2022 include 71,167 direct deposits made due to Subdivisions, Right Issues, Initial public Offers and Capitalization of Reserves.

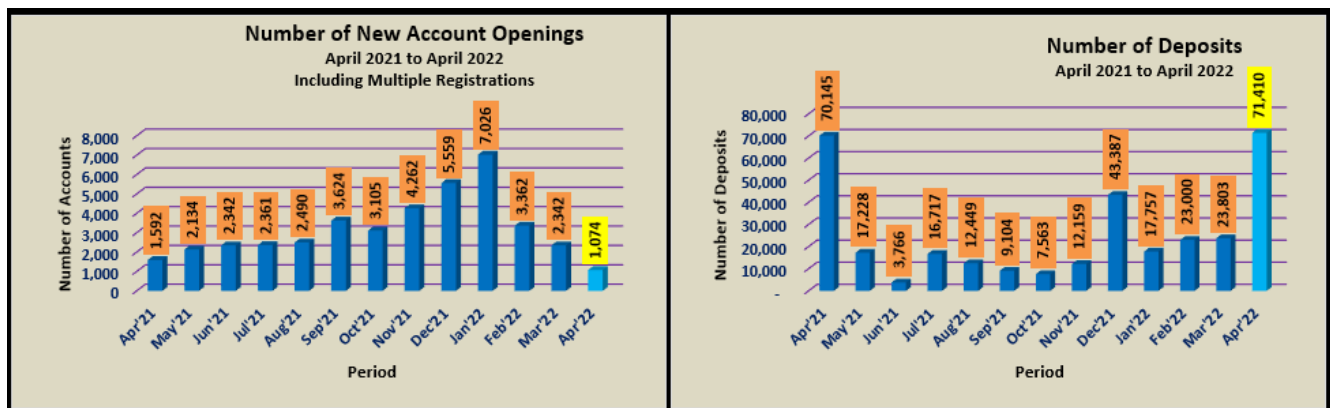
e-Services Enrollment	As at 30 th April 2022	Apr 2021	As at 31 st March 2022
SMS	54,780	849	53,931
e-Statements	91,535	890	90,645

Comparative analysis on monthly basis as a percentage

	Apr 22	Mar 22	Feb 22	Jan 22	Dec 21
New Accounts (No.)	-54.14	-30.34	-52.15	26.39	30.43
Deposits (No.)	200.00	3.49	29.53	-59.07	256.83
Trades (No.) - Equity	-65.11	-39.34	-26.83	1.49	1.09

Annual Comparison

	CUMALATIVE	
	JAN - APR	
	2022	2021
New Accounts (No.)	13,804	11,528
Deposits (No.)	135,970	207,069
Withdrawals (No.)	0	2
Transfers (No.)	12,047	10,885
Trades (No.) - Equity	2,610,230	2,266,171
Trades (No.)-Closed End Funds	0	0



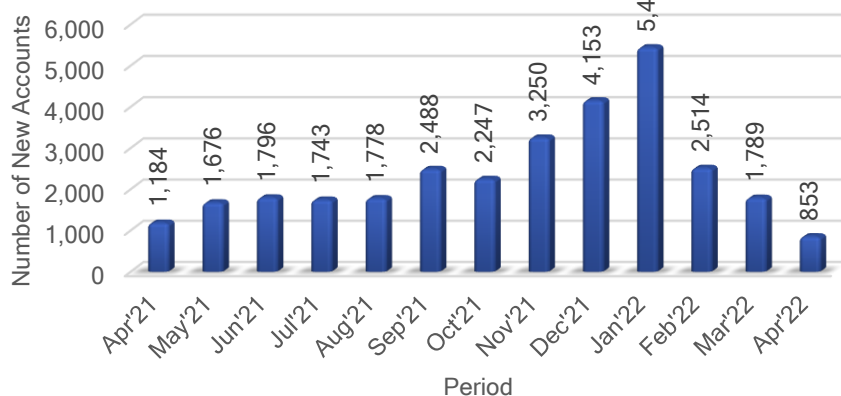
Number of CDS Accounts by Investor Category

	Apr-22	Mar-22	Feb-22	Jan-22	Dec-21	Nov-21	Apr-21
Local Individuals (No.)	662,766	661,948	660,297	657,914	652,645	648,658	634,363
Foreign Individuals (No.)	4,921	4,920	4,913	4,908	4,895	4,894	4,865
Local Companies (No.)	12,476	12,441	12,303	12,172	12,002	11,836	11,153
Foreign Companies (No.)	5,797	5,794	5,788	5,779	5,767	5,760	5,708
Total Excluding Multiple Registrations	685,960	685,103	683,301	680,773	675,309	671,148	656,089
Total De-Mat Accounts Including Multiple Registrations	903,859	902,785	900,443	897,081	890,055	884,496	864,177

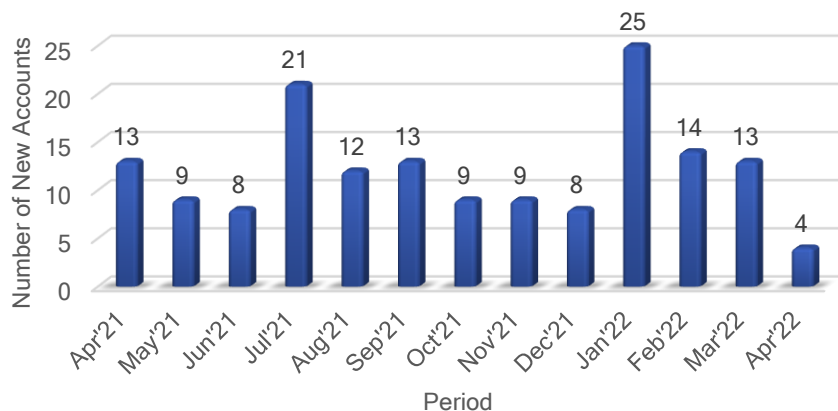
De-Mat Account Categories as a Percentage against Total Registrations Excluding Multiple Registrations (%)

	Apr-22	Mar-22	Feb-22	Jan-22	Dec-21	Nov-21	Apr-21
Local Individuals (No.)	96.62	96.62	96.63	96.64	96.64	96.65	96.69
Foreign Individuals (No.)	0.72	0.72	0.72	0.72	0.72	0.73	0.74
Local Companies (No.)	1.82	1.82	1.80	1.79	1.78	1.76	1.70
Foreign Companies (No.)	0.85	0.85	0.85	0.85	0.85	0.86	0.87
Total Excluding Multiple Registrations	100.00	100.00	100.00	100.00	100.00	100.00	100.00

Number of New Accounts - Local April 2021 to April 2022 Excluding Multiple Registrations



Number of New Accounts - Foreign April 2021 to April 2022 Excluding Multiple Registrations



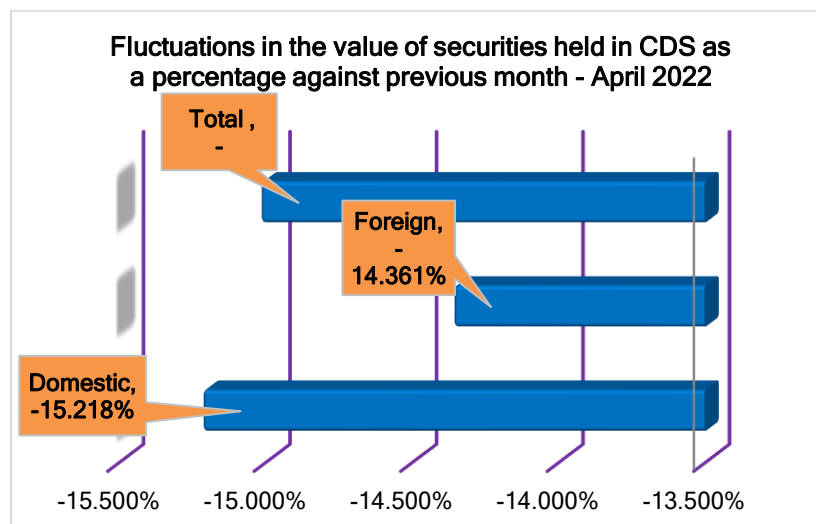
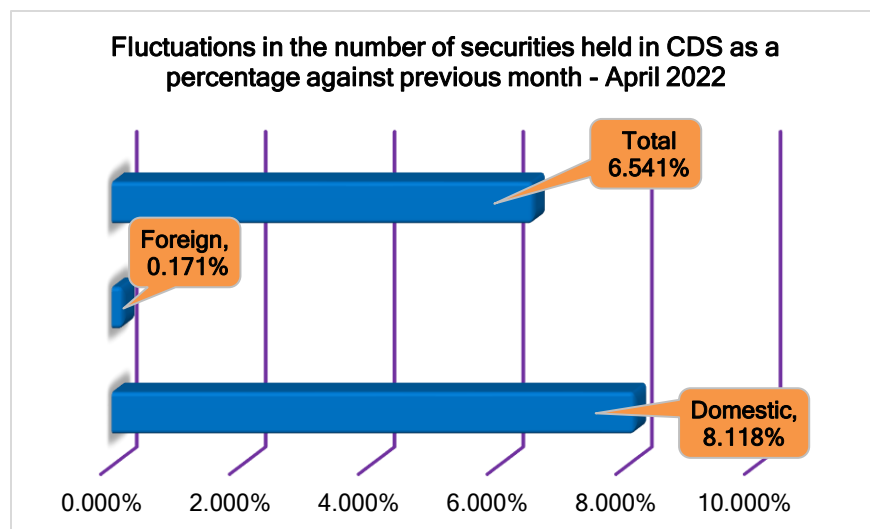
Value & Quantity of the Securities held in the CDS

Securities Held in Custody (Nos.)	Apr-22	Mar-22	Feb-22	Jan-22	Apr-21
Domestic	120,552,793,360	111,500,668,867	111,057,641,546	110,548,708,868	95,468,192,323
Foreign	27,650,572,825	27,603,479,945	26,894,365,721	26,662,409,402	26,336,488,999
Total	148,203,366,185	139,104,148,812	137,952,007,267	137,211,118,270	121,804,681,322

Comparative Analysis on Fluctuations (Change)	Apr-22	Mar-22	Feb-22
Domestic	8.118%	0.399%	0.460%
Foreign	0.171%	2.637%	0.870%
Total	6.541%	0.835%	0.540%

Securities Held in Custody (Rs.)	Apr-22	Mar-22	Feb-22	Jan-22	Apr-21
Domestic	2,554,008,552,401	3,012,442,245,942	4,089,415,912,123	4,472,312,293,581	2,512,824,650,297
Foreign	777,152,330,213	907,479,546,713	1,188,947,769,688	1,355,578,346,966	667,622,974,417
Total	3,331,160,882,615	3,919,921,792,656	5,278,363,681,811	5,827,890,640,547	3,180,447,624,714

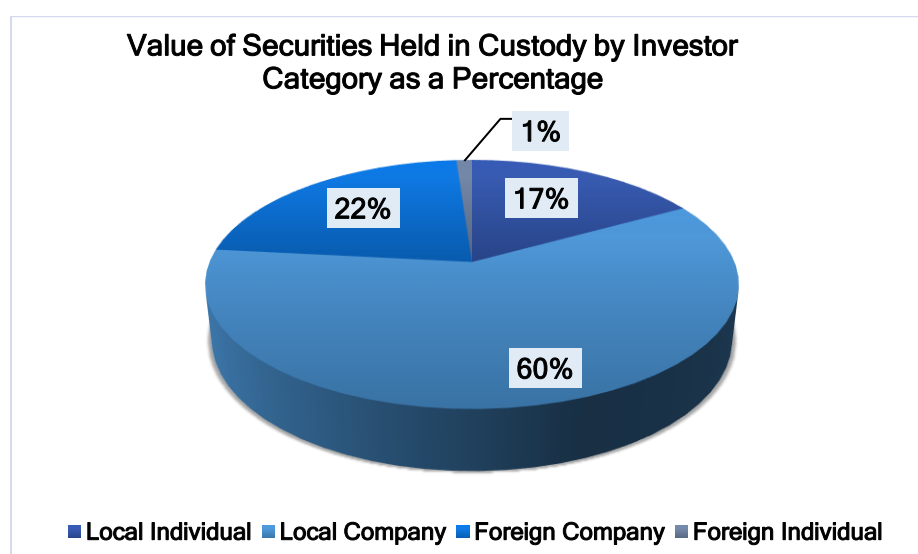
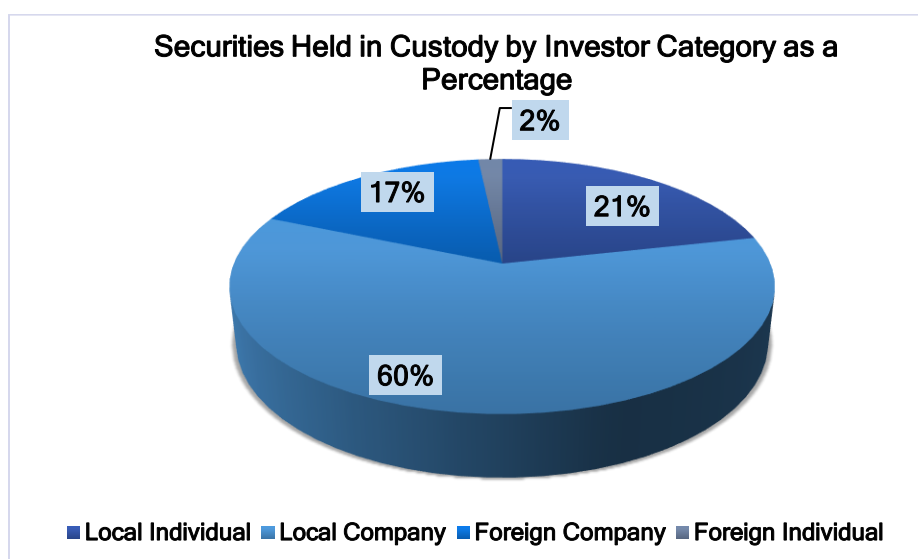
Comparative Analysis on Fluctuations (Change)	Apr-22	Mar-22	Feb-22
Domestic	-15.218%	-26.336%	-8.561%
Foreign	-14.361%	-23.674%	-12.292%
Total	-15.020%	-25.736%	-9.429%



Value & Quantity of the Securities held in the CDS by Investor Category April 2022

Investor Category	Equity Holding	Corporate Debt Holding	Total Holding
Local Individual	31,652,806,276	259,504,811	31,912,311,087
Local Company	86,155,500,906	2,484,981,367	88,640,482,273
Foreign Company	25,147,269,783	2,350,000	25,149,619,783
Foreign Individual	2,499,293,329	1,659,713	2,500,953,042
Total	145,454,870,294	2,748,495,891	148,203,366,185

Investor Category	Equity Value	Corporate Debt Value	Total Value
Local Individual	538,176,541,125.26	26,332,017,815.34	564,508,558,940.60
Local Company	1,742,471,802,930.86	247,028,190,529.77	1,989,499,993,460.63
Foreign Company	739,472,433,957.45	234,921,250.00	739,707,355,207.45
Foreign Individual	37,273,603,296.55	171,371,709.31	37,444,975,005.86
Total	3,057,394,381,310.12	273,766,501,304.42	3,331,160,882,614.54



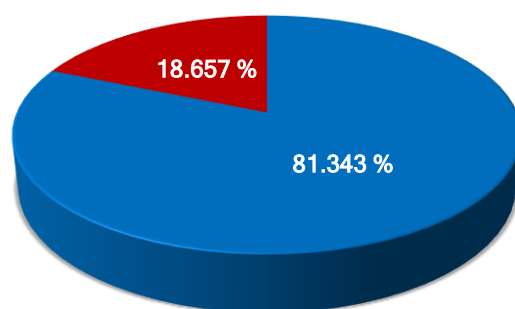
Holdings in CDS as of 30th April 2022

Holdings	Equity	Corporate Debt	Total
Domestic	117,808,307,182	2,744,486,178	120,552,793,360
Foreign	27,646,563,112	4,009,713	27,650,572,825

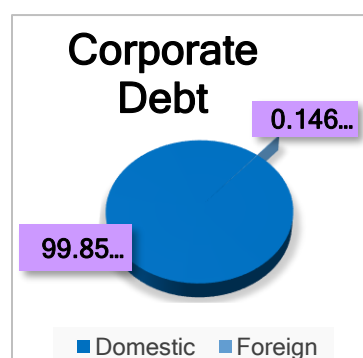
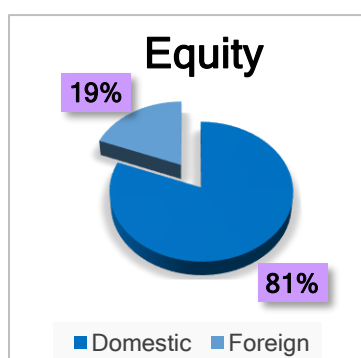
Market Value	Equity	Corporate Debt	Total
Domestic	2,280,648,344,056.12	273,360,208,345.11	2,554,008,552,401.23
Foreign	776,746,037,254.00	406,292,959.31	777,152,330,213.31

	Quantity	Market Value (LKR)
Equity	145,454,870,294	3,057,394,381,310.12
Debentures	2,748,495,891	273,766,501,304.42

Percentage of Security Types in Custody as at 30th April 2022



- Domestic (Equity & Corporate Debt) - 81.343%
- Foreign (Equity & Corporate Debt) - 18.657%



De-Mat Percentages of Securities

DE-MAT PERCENTAGE FOR EQUITY	97.3%
DE-MAT PERCENTAGE FOR CORPORATE DEBT	100%

Corporate Actions and New Listings Completed in April 2022		
Amalgamation	LOLC Finance PLC & Commercial Leasing & Finance PLC	LOFC.N0000
Sub-Division of Shares	Union Assurance PLC	UAL.N0000
	Hunas Holdings PLC	HUNA.N0000
Debt IPOs	Resus Energy PLC	HPWR.D0531 HPWR.D0532
	Brown & Company PLC	BRWN.D0533 BRWN.D0534
Scrip Dividends	National Development Bank PLC	NDB.N0000
	Seylan Bank PLC	SEYB.N0000 SEYB.X0000
	Commercial Bank of Ceylon PLC	COMB.N0000 COMB.X0000
	Hatton National Bank PLC	HNB.N0000 HNB.X0000